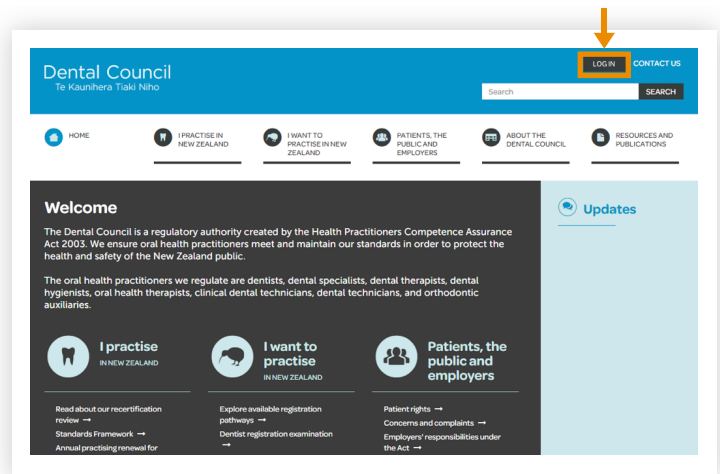


Apply for a certificate of good standing (COGS) or other certificate

Step 01: Home screen

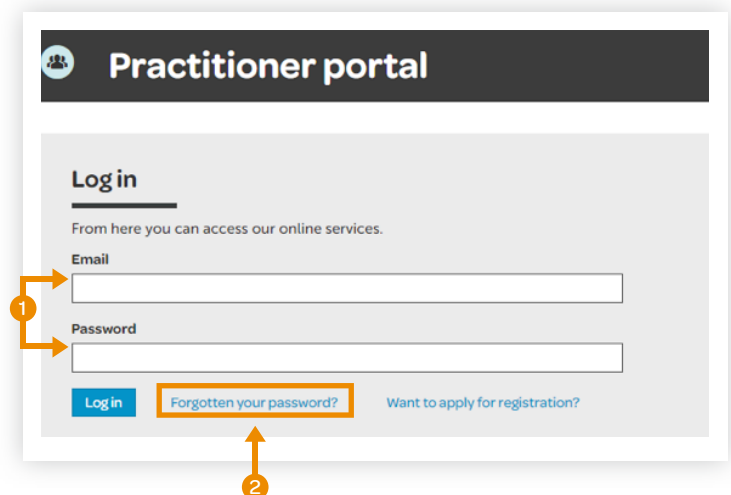
From the [Dental Council website](#) (any page):

- Click the 'LOG IN' tab on the banner (top right of the page).



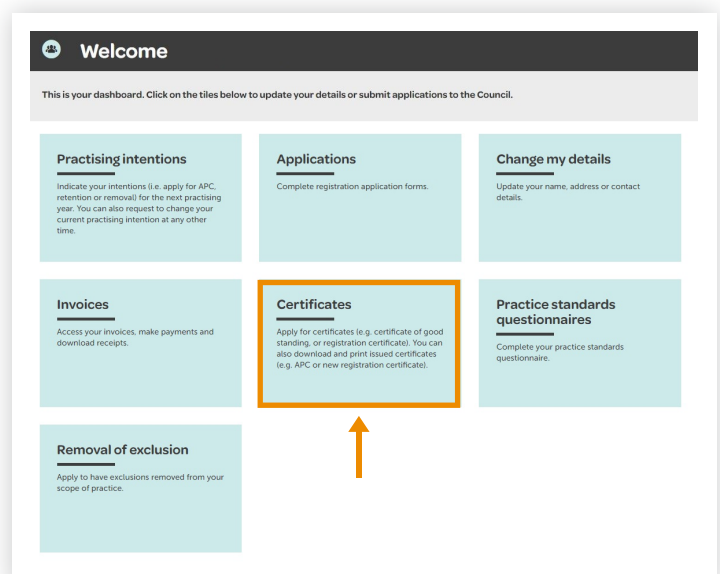
Step 02: Log in screen

- Log in to the practitioner portal using your email address and password.
- If you have forgotten your password, click 'Forgotten your password?' and follow the steps for [Reset the password for your practitioner portal](#).



Step 03: Dashboard tiles

- Click the 'Certificates' tile on the dashboard.



Step 04: Request the certificate

- 1 Click on the '+ Apply for certificate of good standing' tab on the top right of the 'Certificates' page.

Step 05: Complete fields

- 1 Proceed to request your certificate by filling in the required fields.
- 2 Click the 'Submit' button to submit your form.